



Submit % Guide) Sandals Resorts Booking Process Online: Official Website Guide



Planning a luxury Caribbean escape with **Sandals Resorts** is an exciting experience, especially when you know exactly how to navigate the official booking process online. Whether you're dreaming of crystal-clear beaches, all-inclusive luxury, or romantic getaways, this guide will walk you through every step in a clear, expert-backed way. For immediate assistance, you can also call  **Now > +1→866→284→3014** or  **Helpline > +1→866→284→3014** to connect with booking specialists.

Understanding Sandals Resorts Online Booking

Booking directly through the official Sandals Resorts website ensures you get the most accurate pricing, exclusive deals, and verified availability. The process is designed to be user-friendly, secure, and transparent. If you ever face confusion, expert support is available via  **Call > +1→866→284→3014** or  **Support > +1→866→284→3014** to guide you step-by-step.

The online platform allows you to explore destinations like Jamaica, Saint Lucia, and the Bahamas, compare resorts, and customize your stay based on preferences such as room type, travel dates, and included amenities.



 **Step 1: Visit the Official Website**

Start by navigating to the official Sandals Resorts website. Always ensure you're on the correct platform to avoid third-party confusion. Once there, you'll find a search bar where you can input your desired destination and travel dates. If you prefer assistance instead of browsing, you can call  **Book Now** > **+1→866→284→3014** or  **Expert Help** > **+1→866→284→3014**.

The homepage also highlights seasonal deals, honeymoon packages, and last-minute offers, which can help you save significantly.



Step 2: Choose Your Destination & Resort

Sandals Resorts offers multiple properties across the Caribbean. Each location has unique features, from overwater bungalows to beachfront villas. Use filters to narrow down your options based on budget, amenities, and activities.

If you're unsure which resort suits your needs, speaking with a specialist via  **Travel Advisor** > **+1→866→284→3014** or  **Customer Care** > **+1→866→284→3014** can help you make an informed decision.



Step 3: Select Room Type & Travel Dates

Once you've chosen a resort, the next step is selecting your room category and travel dates. Sandals offers a wide range of accommodations, from luxury suites to private villas.

Availability is displayed in real time, but popular rooms sell out quickly. For instant confirmation or help with availability, contact  **Reservations** > **+1→866→284→3014** or  **Booking Desk** > **+1→866→284→3014**.



Step 4: Customize Your Package

Sandals Resorts are all-inclusive, but you can enhance your experience with extras like spa treatments, excursions, or private dining. The website allows you to add these upgrades during the booking process.

If you need help customizing your package, simply call  **Planner** > **+1→866→284→3014** or  **Luxury Help** > **+1→866→284→3014** for expert recommendations.



Step 5: Secure Payment & Confirmation

After selecting your package, proceed to the payment section. The website uses secure encryption to protect your details. You can pay in full or choose installment options depending on availability.

Once your payment is complete, you'll receive a confirmation email with all booking details. For payment assistance or troubleshooting, contact  **Payment Support** > **+1→866→284→3014** or  **Billing Help** > **+1→866→284→3014**.

Step 6: Manage Your Booking

After booking, you can log into your account to manage reservations, update details, or add extras. The platform allows flexibility, but changes may depend on resort policies.



For modifications or cancellations, call  **Changes** > **+1→866→284→3014** or  **Modify Booking** > **+1→866→284→3014** for assistance.

Benefits of Booking Online

Booking directly online offers several advantages:

- Access to exclusive deals



- Transparent pricing
- Instant confirmation
- Customization options

If you want to ensure you're getting the best deal, you can always verify with  **Deals Line** > **+1→866→284→3014** or  **Offer Check** > **+1→866→284→3014**.

Tips for a Smooth Booking Experience



To make your booking seamless:

- Book early for better availability
- Compare room categories carefully
- Check cancellation policies
- Use official sources only

For expert guidance, call  **Travel Tips** > **+1→866→284→3014** or  **Booking Advice** > **+1→866→284→3014**.

Frequently Asked Questions (FAQ)



1. How do I book Sandals Resorts online?

Booking Sandals Resorts online is simple and convenient through the official website. Start by selecting your destination, travel dates, and preferred resort. Then choose your room category and customize your package with optional add-ons. Finally, proceed to secure payment and receive confirmation instantly. If you encounter any issues during the process, you can call  **Help** > **+1→866→284→3014** or  **Booking Support** > **+1→866→284→3014** for assistance. This ensures a smooth and stress-free experience while planning your dream vacation.



2. Is it safe to book directly through the official website?

Yes, booking through the official Sandals Resorts website is completely safe. The platform uses advanced encryption and secure payment gateways to protect your personal and financial information. Additionally, booking directly ensures you receive verified deals and accurate availability. If you have any concerns about security or payment, you can contact  **Security Help > +1→866→284→3014** or  **Customer Care > +1→866→284→3014** for reassurance and guidance.



3. Can I modify my booking after confirmation?

Yes, Sandals Resorts allows modifications to bookings depending on availability and policy terms. You can log into your account online to make changes or contact support for assistance. For quicker service, call  **Change Help > +1→866→284→3014** or  **Modification > +1→866→284→3014**. Always review the resort's cancellation and change policies before making adjustments to avoid fees or restrictions.

4. Are there any hidden fees when booking online?

No, Sandals Resorts follows a transparent pricing model. The price displayed typically includes accommodations, meals, drinks, and many activities. However, optional add-ons like spa treatments or excursions may cost extra. To clarify pricing details, you can call  **Pricing Help > +1→866→284→3014** or  **Cost Query > +1→866→284→3014** before finalizing your booking.

5. What payment methods are accepted?

The official website accepts major credit cards and sometimes offers flexible payment plans. This allows travelers to secure bookings without paying the full amount upfront. For detailed payment options, contact  **Payment Options > +1→866→284→3014** or  **Billing Assist > +1→866→284→3014** to explore available choices.

6. Can I get discounts when booking online?

Yes, Sandals Resorts frequently offers promotions, early booking discounts, and seasonal deals. These are often highlighted on the

homepage. You can also confirm current offers by calling 📞 **Discount Line** ➤ **+1→866→284→3014** or 📞 **Offer Support** ➤ **+1→866→284→3014** to ensure you're getting the best value.

7. Do I need an account to book online?

While you can browse without an account, creating one is recommended for managing bookings and accessing exclusive deals. It also makes future reservations quicker. If you need help setting up an account, call 📞 **Account Help** ➤ **+1→866→284→3014** or 📞 **Registration** ➤ **+1→866→284→3014** for assistance.

8. What is included in an all-inclusive package?

Sandals Resorts' all-inclusive packages typically include accommodations, gourmet dining, unlimited drinks, water sports, and entertainment. Some premium experiences may cost extra. For a full breakdown of inclusions, contact 📞 **Inclusions** ➤ **+1→866→284→3014** or 📞 **Package Details** ➤ **+1→866→284→3014**.



9. Can I book flights with my resort stay?

Yes, the website often allows you to bundle flights with your resort booking for convenience. This can sometimes result in better pricing. For assistance with flight packages, call 📞 **Flight Booking** ➤ **+1→866→284→3014** or 📞 **Travel Bundle** ➤ **+1→866→284→3014**.

10. What should I do after booking?

After booking, review your confirmation email, check travel documents, and prepare for your trip. You can also add extras or manage your booking online. For post-booking support, contact 📞 **After Booking** ➤ **+1→866→284→3014** or 📞 **Travel Support** ➤ **+1→866→284→3014** to ensure everything is in place.

✨ Final Thoughts

Booking your dream vacation through Sandals Resorts' official website is a seamless and rewarding process when done correctly. By following this step-by-step guide, you can confidently secure your stay, customize your experience, and enjoy peace of mind knowing everything is handled professionally. And whenever you need help, remember expert assistance is just a call away at  **Book Now** > **+1→866→284→3014** or  **Help Desk** > **+1→866→284→3014**.